

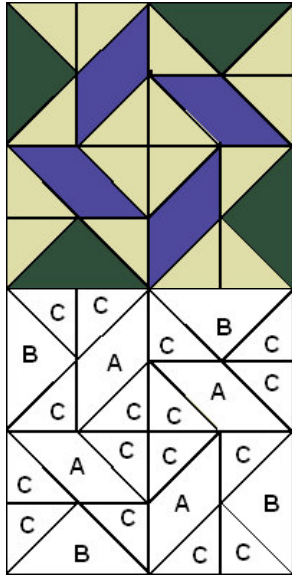


2005 Row 6

Block 8

Balkan Puzzle

12" finished block, 12 1/2" unfinished block.

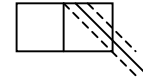


- Sew seams away from the center piece.
- Sew scant 1/4" seam allowances, do not open seams.
- Lay out block pieces as cut, following diagram if necessary.
- Dry Press seams away from center. Move iron in one direction only, lift and press from center out to edges. Never iron back and forth, you are pressing seams not ironing wrinkles. Do not use steam until block is finished, water resets and distorts natural cotton fibers.
- Chain-sew when possible and use an anchor or tail to prevent thread nesting on bobbin side.

Colors & Size of pieces: Cutting measurements

Half Row 6: Make 3 blocks

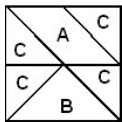
- A. Blue = 4 rectangles 3 1/2" x 6 1/2",
Blocks: 1 = 7" x 14"; 2 = 7 x 28" 3 = 1/4 yd; 7 = 2/3 yd
- B. Green = 4 rectangles 3 1/2" x 6 1/2".
Blocks: 1 = 7" x 14"; 2 = 7 x 28" 3 = 1/4 yd; 7 = 2/3 yd
- C. Cream = 16 squares 3 1/2",
Blocks: 1 = 3.5" x 56", (1 strip + 14"); 2 = 1/3 yd 3 = 15" x 42"; 7 = 1 yd



Assembly

Make 4 flying geese and 4 altered geese. Using the Stitch & Flip Method

1. Cut out all "C" squares.
 - a. Draw lines down center diagonal of all 3 1/2" squares. (Draw extra 1/2" line away from center to save time and fabric scraps).
2. Sew 4 BC regular flying geese, using B rectangle and C square.
 - a. Sew down each draw line and trim away extra leaving 1/4" seam allowance.
 - b. Sew on the right hand corner make half goose. Finger press seam toward goose point. And sew left side of goose on. This makes the bottom of 4-patch.
3. Sew 4 C right half goose to A rectangles as if doing normal flying goose. (Trim away fabric).
 - a. Rotate rectangle 180° making top right corner the lower left corner.
 - b. Sew last 4 squares to upper right corner as if making flying goose. (Trim away fabric).
4. Sew flying goose segment to \ angle piece.
5. Press seams toward outside edge (where C triangles form goose on left side of 4-patch).
6. Lay out block according to diagram and sew 2 squares together to create half block.
 - a. Sew block halves together.



Quilt Row Assembly

Sew Blocks 7 Suzannah (4) and Balkan Puzzle (3) Block 8 together to make 12.5" x 84.5" unfinished Row 6. Assemble rows as desired or in order of quilt.

NOTES: